

ACI Racing Weekend Imola, 1-2 Giugno 2024

Italian F4 Championship - Results Race 2

Laps 17 = 83,453 km - Avg 150,316 km/h - Race Time 33'18.655

Imola Circuit 4.909 m

No.	Driver	Nat	Entrant	Team	Car	Class	Laps	Time	Gap	Rel.	Fastest Lap
1	6 YAMAKOSHI Hiyu	JPN	Van Amersfoort Racing	Van Amersfoort Racing	Tatuus F4-T421		17	33'18.655		8	1'45.714
2	31 BOHRA Akshay	IND	US Racing	US Racing	Tatuus F4-T421		17	33'19.543	0.888	0.888	5 1'45.677
3	50 GOWDA Dion	IND	Prema Racing	Prema Racing	Tatuus F4-T421		17	33'20.436	1.781	0.893	8 1'46.049
4	33 STOLCERMANIS Tomass	LVA	Prema Racing	Prema Racing	Tatuus F4-T421	R	17	33'20.991	2.336	0.555	9 1'46.002
5	51 NAKAMURA-BERTA Kean	JPN	Prema Racing	Prema Racing	Tatuus F4-T421	R	17	33'21.278	2.623	0.287	5 1'46.008
6	14 AL DHAHERI Rashid	UAE	Prema Racing	Prema Racing	Tatuus F4-T421		17	33'21.851	3.196	0.573	9 1'45.772
7	36 JONSSON Gustav	SWE	Van Amersfoort Racing	Van Amersfoort Racing	Tatuus F4-T421		17	33'22.245	3.690	0.394	9 1'46.054
8	23 FRANCO Reno	NLD	Jenzer Motorsport	Jenzer Motorsport	Tatuus F4-T421		17	33'22.320	3.665	0.075	10 1'46.026
9	16 LARINI Davide	ITA	PHM AIX Racing	PHM AIX Racing	Tatuus F4-T421		17	33'23.387	4.732	1.067	11 1'46.066
10	73 OLIVIERI Emanuele	ITA	AKM Motorsport	AKM Motorsport	Tatuus F4-T421	R	17	33'24.008	5.353	0.621	10 1'46.121
11	21 ISCHER Ethan	CHE	Jenzer Motorsport	Jenzer Motorsport	Tatuus F4-T421		17	33'24.380	5.725	0.372	12 1'46.291
12	49 PETROVIC Andrej	SRB	PHM AIX Racing	PHM AIX Racing	Tatuus F4-T421	R	17	33'24.742	6.087	0.362	13 1'46.475
13	88 HODENIUS Lin	NLD	Van Amersfoort Racing	Van Amersfoort Racing	Tatuus F4-T421		17	33'25.417	6.762	0.675	13 1'46.414
14	8 KOSTIC Andrija	SRB	Van Amersfoort Racing	Van Amersfoort Racing	Tatuus F4-T421	R	17	33'26.119	7.464	0.702	11 1'46.574
15	3 POPOV Maksimilian	GRD	PHM AIX Racing	PHM AIX Racing	Tatuus F4-T421	R	17	33'27.077	8.422	0.958	7 1'46.297
16	55 RODELLA Alvisè	ITA	Van Amersfoort Racing	Van Amersfoort Racing	Tatuus F4-T421		17	33'27.954	9.299	0.877	8 1'46.712
17	70 MRAD Kamal	AUS	PHM AIX Racing	PHM AIX Racing	Tatuus F4-T421	R	17	33'27.984	9.329	0.030	5 1'46.664
18	22 FREY Enea	CHE	Jenzer Motorsport	Jenzer Motorsport	Tatuus F4-T421	R	17	33'28.269	9.614	0.285	5 1'46.539
19	62 ROBINSON Edward	ESP	AS Motorsport	AS Motorsport	Tatuus F4-T421	R	17	33'28.830	10.175	0.561	8 1'46.788
20	9 STACK Everett	USA	PHM AIX Racing	PHM AIX Racing	Tatuus F4-T421		17	33'30.680	12.025	1.850	8 1'46.856
21	52 SAVINKOV Oleksandr	UKR	AKM Motorsport	AKM Motorsport	Tatuus F4-T421	R	17	33'30.983	12.328	0.303	7 1'46.755
22	19 ANURAG Kabir	SGP	US Racing	US Racing	Tatuus F4-T421	R	17	33'31.201	12.546	0.218	9 1'46.554
23	11 VIISOREANU Luca	ROU	Real Racing	Real Racing	Tatuus F4-T421	R	17	33'31.433	12.778	0.232	9 1'46.757
24	34 MACEDO Francisco	PRT	Cram Motorsport	Cram Motorsport	Tatuus F4-T421	R	17	33'31.794	13.139	0.361	12 1'47.084
25	20 RYBA Matus	SVK	Jenzer Motorsport	Jenzer Motorsport	Tatuus F4-T421	R	17	33'31.907	13.252	0.113	6 1'46.943
26	5 DOBRZANSKI Wiktor	POL	AKM Motorsport	AKM Motorsport	Tatuus F4-T421		17	33'31.980	13.325	0.073	6 1'47.539
27	29 BERREBY Nathanael	CHE	Maffi Racing	Maffi Racing	Tatuus F4-T421	R	17	33'33.801	15.146	1.821	12 1'48.278
28	54 HOLGUIN Gabriel	VEN	Maffi Racing	Maffi Racing	Tatuus F4-T421	R	17	33'34.346	15.691	0.545	13 1'48.415
29P	80 POWELL Alex	USA	Prema Racing	Prema Racing	Tatuus F4-T421	R	17	33'37.326	18.671	2.980	10 1'45.732
30P	27 SLATER Freddie	GBR	Prema Racing	Prema Racing	Tatuus F4-T421		17	33'47.960	29.305	10.634	4 1'45.737
31P	77 YEH Enzo	CHN	R-ACE GP	R-ACE GP	Tatuus F4-T421	R	17	33'53.232	34.577	5.272	7 1'46.815
32	7 SAMMALISTO Luka	FIN	R-ACE GP	R-ACE GP	Tatuus F4-T421	R	15	28'45.809	2 Laps	2 Laps	11 1'45.841
33	24 ZHANG Shimo	CHN	Jenzer Motorsport	Jenzer Motorsport	Tatuus F4-T421	R	13	23'32.220	4 Laps	2 Laps	7 1'46.763
34	18 KOLLER Jan	CZE	BVM Racing	BVM Racing	Tatuus F4-T421	R	13	23'34.118	4 Laps	1.898	9 1'47.050
35	45 BEETON Jack	AUS	US Racing	US Racing	Tatuus F4-T421		12	21'20.702	5 Laps	1 Lap	8 1'45.966
36	71 REHM Maxim	DEU	US Racing	US Racing	Tatuus F4-T421	R	12	21'31.267	5 Laps	10.565	9 1'45.725
----- Not Classified -----											
RET	12 PRADEL Gianmarco	AUS	US Racing	US Racing	Tatuus F4-T421		3	5'27.434	14 Laps		3 1'47.786
NS	10 FERREIRA Matheus	BRA	US Racing	US Racing	Tatuus F4-T421						

 Starting: 38 Classified: 36 Not Classified: 0 Retired: 1 Not Started: 1
 Fastest Lap N. 5 No. 31 Akshay Bohra Time 1'45.677 Avg. 167,230 Km/h

Humidity:	53%	AIR	23°C
Condition:	DRY	Track	34°C

Penalty and Infringement

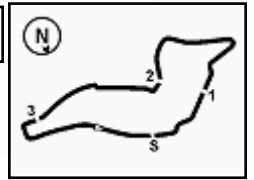
13.34	27 F. SLATER	Time Penalty 25 sec - Steward decision n. 31
13.35	77 E. YEH	Time Penalty 25 sec - Steward decision n. 34
13.36	80 A. POWELL	Time Penalty 5 sec - Steward decision n. 36

Stewards : Ronny Guarini Franco Leoni Raffaele Giammaria

 Start 09:04 End 09:38
 02/06/2024

Powered by FICr PERUGIA TIMING





Imola Circuit 4.909 m

ACI Racing Weekend Imola, 1-2 Giugno 2024

Italian F4 Championship - Results by Class Race 2

Rookie

Laps 17 = 83,453 km - Avg 150,141 km/h - Race Time 33'20.991

No.	Driver	Nat	Entrant	Team	Car	Laps	Time	Gap	Rel.	Fastest Lap	
1	33 STOLCERMANIS Tomass	LVA	Prema Racing	Prema Racing	Tatuus F4-T421	17	33'20.991		9	1'46.002	
2	51 NAKAMURA-BERTA Kean	JPN	Prema Racing	Prema Racing	Tatuus F4-T421	17	33'21.278	0.287	0.287	5	1'46.008
3	73 OLIVIERI Emanuele	ITA	AKM Motorsport	AKM Motorsport	Tatuus F4-T421	17	33'24.008	3.017	2.730	10	1'46.121
4	49 PETROVIC Andrej	SRB	PHM AIX Racing	PHM AIX Racing	Tatuus F4-T421	17	33'24.742	3.751	0.734	13	1'46.475
5	8 KOSTIC Andrija	SRB	Van Amersfoort Racing	Van Amersfoort Racing	Tatuus F4-T421	17	33'26.119	5.128	1.377	11	1'46.574
6	3 POPOV Maksimilian	GRD	PHM AIX Racing	PHM AIX Racing	Tatuus F4-T421	17	33'27.077	6.086	0.958	7	1'46.297
7	70 MRAD Kamal	AUS	PHM AIX Racing	PHM AIX Racing	Tatuus F4-T421	17	33'27.984	6.993	0.907	5	1'46.664
8	22 FREY Enea	CHE	Jenzer Motorsport	Jenzer Motorsport	Tatuus F4-T421	17	33'28.269	7.278	0.285	5	1'46.539
9	62 ROBINSON Edward	ESP	AS Motorsport	AS Motorsport	Tatuus F4-T421	17	33'28.830	7.839	0.561	8	1'46.788
10	52 SAVINKOV Oleksandr	UKR	AKM Motorsport	AKM Motorsport	Tatuus F4-T421	17	33'30.983	9.992	2.153	7	1'46.755
11	19 ANURAG Kabir	SGP	US Racing	US Racing	Tatuus F4-T421	17	33'31.201	10.210	0.218	9	1'46.554
12	11 VIISOREANU Luca	ROU	Real Racing	Real Racing	Tatuus F4-T421	17	33'31.433	10.442	0.232	9	1'46.757
13	34 MACEDO Francisco	PRT	Cram Motorsport	Cram Motorsport	Tatuus F4-T421	17	33'31.794	10.803	0.361	12	1'47.084
14	20 RYBA Matus	SVK	Jenzer Motorsport	Jenzer Motorsport	Tatuus F4-T421	17	33'31.907	10.916	0.113	6	1'46.943
15	29 BERREBY Nathanael	CHE	Maffi Racing	Maffi Racing	Tatuus F4-T421	17	33'33.801	12.810	1.894	12	1'48.278
16	54 HOLGUIN Gabriel	VEN	Maffi Racing	Maffi Racing	Tatuus F4-T421	17	33'34.346	13.355	0.545	13	1'48.415
17P	80 POWELL Alex	USA	Prema Racing	Prema Racing	Tatuus F4-T421	17	33'37.326	16.335	2.980	10	1'45.732
18P	77 YEH Enzo	CHN	R-ACE GP	R-ACE GP	Tatuus F4-T421	17	33'53.232	32.241	15.906	7	1'46.815
19	7 SAMMALISTO Luka	FIN	R-ACE GP	R-ACE GP	Tatuus F4-T421	15	28'45.809	2 Laps	2 Laps	11	1'45.841
20	24 ZHANG Shimo	CHN	Jenzer Motorsport	Jenzer Motorsport	Tatuus F4-T421	13	23'32.220	4 Laps	2 Laps	7	1'46.763
21	18 KOLLER Jan	CZE	BVM Racing	BVM Racing	Tatuus F4-T421	13	23'34.118	4 Laps	1.898	9	1'47.050
22	71 REHM Maxim	DEU	US Racing	US Racing	Tatuus F4-T421	12	21'31.267	5 Laps	1 Lap	9	1'45.725

Starting: 22 Classified: 22 Not Classified: 0 Retired: 0 Not Started: 0
 Fastest Lap N. 9 No. 71 Maxim Rehm Time 1'45.725 Avg. 167,154 Km/h

Humidity:	53%	AIR	23°C
Condition:	DRY	Track	34°C

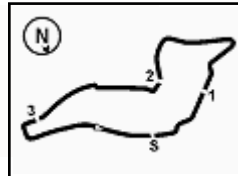
Clerk of the Course : Massimiliano Ghinassi

Race Director : Alessandro Ferrari

Start End
 02/06/2024 09:04 09:38

Powered by FICr PERUGIA TIMING





Imola Circuit 4.909 m

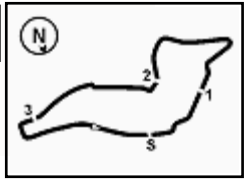
ACI Racing Weekend Imola, 1-2 Giugno 2024

Italian F4 Championship - Lap Chart Race 2

	Lap																
	1	2	3	4	5	6	7	8	9	10	11	12	13	14	15	16	17
1	6	6	6	6	6	6	6	6	6	6	6	6	6	6	6	6	6
2	45	45	45	45	45	45	45	45	45	45	45	31	31	31	31	31	31
3	31	31	31	31	31	31	31	31	31	31	31	45	50	50	50	50	50
4	27	27	27	27	27	27	27	27	27	27	27	27	33	33	33	33	33
5	80	80	50	50	50	50	50	50	50	50	50	50	51	51	51	51	51
6	12	12	80	33	33	33	33	33	33	33	33	33	14	14	14	14	14
7	50	50	12	51	51	51	51	51	51	51	51	51	36	36	36	36	36
8	33	33	33	36	36	36	36	36	36	36	36	14	14	23	23	23	23
9	51	51	51	71	71	14	14	14	14	14	36	36	7	7	7	27	27
10	36	36	36	14	14	71	71	71	71	71	71	71	27	27	27	16	16
11	71	71	71	73	73	73	73	73	73	73	73	73	23	16	16	73	73
12	14	14	14	23	23	23	23	23	23	23	23	23	73	16	73	73	21
13	73	73	73	88	88	88	88	88	88	7	7	7	7	21	21	21	49
14	23	23	23	3	3	7	7	7	16	16	16	16	49	49	49	88	88
15	88	88	88	7	7	3	3	16	88	21	21	21	88	88	88	8	8
16	16	16	3	16	16	16	16	21	21	49	49	49	8	8	8	3	3
17	3	3	7	21	21	21	21	49	49	88	88	88	22	3	3	22	55
18	7	7	16	49	49	49	49	8	8	8	8	8	3	22	22	55	70
19	21	21	21	8	8	8	8	22	24	24	22	22	55	55	55	70	77
20	8	8	49	24	22	22	22	24	22	22	24	3	70	70	70	62	22
21	70	49	8	22	24	24	24	70	55	55	3	55	24	62	62	77	62
22	49	70	24	70	70	70	3	3	3	55	70	77	77	77	9	9	9
23	55	55	22	55	55	55	55	70	70	70	24	62	9	9	52	52	19
24	24	24	70	77	77	77	77	77	77	77	77	77	9	52	52	19	19
25	22	22	77	62	62	62	62	62	62	62	62	62	52	19	19	11	11
26	77	77	55	52	52	52	52	52	52	52	52	52	18	11	11	20	34
27	62	62	62	20	9	9	9	9	9	9	9	9	19	20	20	34	20
28	52	52	52	9	19	20	20	20	20	20	18	18	11	34	34	5	5
29	9	9	9	19	20	19	19	18	18	18	11	19	20	5	5	29	80
30	34	34	20	34	18	18	18	11	11	11	19	11	34	29	29	54	29
31	18	20	34	18	34	34	11	19	19	19	20	20	5	54	54	80	54
32	20	18	19	5	11	11	34	34	34	34	34	34	29	80	80		
33	5	19	18	11	5	5	5	5	5	5	5	5	54				
34	19	5	5	29	54	54	54	54	54	29	29	29	80				
35	29	11	11	54	29	29	29	29	29	54	54	54					
36	54	29	29	80	80	80	80	80	80	80	80	80					
37	11	54	54														

Final Result		
1	6 YAMAKOSHI H.	Laps 17
2	31 BOHRA A.	0.888
3	50 GOWDA D.	1.781
4	33 STOLCERMANIS T.	2.336
5	51 NAKAMURA-BERTA	2.623
6	14 AL DHAHERI R.	3.196
7	36 JONSSON G.	3.590
8	23 FRANCO R.	3.665
9	16 LARINI D.	4.732
10	73 OLIVIERI E.	5.353
11	21 ISCHER E.	5.725
12	49 PETROVIC A.	6.087
13	88 HODENIUS L.	6.762
14	8 KOSTIC A.	7.464
15	3 POPOV M.	8.422
16	55 RODELLA A.	9.299
17	70 MRAD K.	9.329
18	22 FREY E.	9.614
19	62 ROBINSON E.	10.175
20	9 STACK E.	12.025
21	52 SAVINKOV O.	12.328
22	19 ANURAG K.	12.546
23	11 VIISOREANU L.	12.778
24	34 MACEDO F.	13.139
25	20 RYBA M.	13.252
26	5 DOBRZANSKI W.	13.325
27	29 BERREBY N.	15.146
28	54 HOLGUIN G.	15.691
29	80 POWELL A. (P)	18.671
30	27 SLATER F. (P)	29.305
31	77 YE H. (P)	34.577
32	7 SAMMALISTO L.	2 Laps
33	24 ZHANG S.	4 Laps
34	18 KOLLER J.	4 Laps
35	45 BEETON J.	5 Laps
36	71 REHM M.	5 Laps
RET	12 PRADEL G.	14 Laps
NS	10 FERREIRA M.	





ACI Racing Weekend Imola, 1-2 Giugno 2024

Italian F4 Championship - Best Sectors & Speed Race 2

RESULTS

Pos	Driver	Team	Laps
1	6 YAMAKOSHI Hiyyu	Tatuus F4-T421	17
2	31 BOHRA Akshay	Tatuus F4-T421	0.888
3	50 GOWDA Dion	Tatuus F4-T421	1.781
4	33 STOLCERMANIS Tomass	Tatuus F4-T421	2.336
5	51 NAKAMURA-BERTA Kean	Tatuus F4-T421	2.623
6	14 AL DHAHERI Rashid	Tatuus F4-T421	3.196
7	36 JONSSON Gustav	Tatuus F4-T421	3.590
8	23 FRANCO Reno	Tatuus F4-T421	3.665
9	16 LARINI Davide	Tatuus F4-T421	4.732
10	73 OLIVIERI Emanuele	Tatuus F4-T421	5.353
11	21 ISCHER Ethan	Tatuus F4-T421	5.725
12	49 PETROVIC Andrej	Tatuus F4-T421	6.087
13	88 HODENIUS Lin	Tatuus F4-T421	6.762
14	8 KOSTIC Andrija	Tatuus F4-T421	7.464
15	3 POPOV Maksimilian	Tatuus F4-T421	8.422
16	55 RODELLA Alvisse	Tatuus F4-T421	9.299
17	70 MRAD Kamal	Tatuus F4-T421	9.329
18	22 FREY Enea	Tatuus F4-T421	9.614
19	62 ROBINSON Edward	Tatuus F4-T421	10.175
20	9 STACK Everett	Tatuus F4-T421	12.025
21	52 SAVINKOV Oleksandr	Tatuus F4-T421	12.328
22	19 ANURAG Kabir	Tatuus F4-T421	12.546
23	11 VIISOREANU Luca	Tatuus F4-T421	12.778
24	34 MACEDO Francisco	Tatuus F4-T421	13.139
25	20 RYBA Matus	Tatuus F4-T421	13.252
26	5 DOBRZANSKI Wiktor	Tatuus F4-T421	13.325
27	29 BERREBY Nathanael	Tatuus F4-T421	15.146
28	54 HOLGUIN Gabriel	Tatuus F4-T421	15.691
29	80 POWELL Alex	Tatuus F4-T421	18.671
30	27 SLATER Freddie	Tatuus F4-T421	29.305
31	77 YEH Enzo	Tatuus F4-T421	34.577
32	7 SAMMALISTO Luka	Tatuus F4-T421	2 Laps
33	24 ZHANG Shimo	Tatuus F4-T421	4 Laps
34	18 KOLLER Jan	Tatuus F4-T421	4 Laps
35	45 BEETON Jack	Tatuus F4-T421	5 Laps
36	71 REHM Maxim	Tatuus F4-T421	5 Laps
RET	12 PRADEL Gianmarco	Tatuus F4-T421	14 Laps
NS	10 FERREIRA Matheus	Tatuus F4-T421	

SPEED

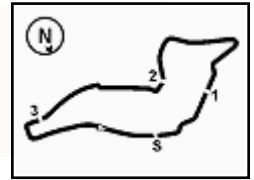
Pos	Driver	Team	Speed
1	19 ANURAG Kabir	Tatuus F4-T421	241,6
2	55 RODELLA Alvisse	Tatuus F4-T421	241,1
3	16 LARINI Davide	Tatuus F4-T421	241,1
4	22 FREY Enea	Tatuus F4-T421	241,1
5	3 POPOV Maksimilian	Tatuus F4-T421	240,5
6	20 RYBA Matus	Tatuus F4-T421	240,5
7	18 KOLLER Jan	Tatuus F4-T421	240,5
8	23 FRANCO Reno	Tatuus F4-T421	240,0
9	7 SAMMALISTO Luka	Tatuus F4-T421	240,0
10	21 ISCHER Ethan	Tatuus F4-T421	240,0
11	52 SAVINKOV Oleksandr	Tatuus F4-T421	240,0
12	11 VIISOREANU Luca	Tatuus F4-T421	239,5
13	14 AL DHAHERI Rashid	Tatuus F4-T421	239,5
14	70 MRAD Kamal	Tatuus F4-T421	239,5
15	71 REHM Maxim	Tatuus F4-T421	239,5
16	27 SLATER Freddie	Tatuus F4-T421	238,9
17	36 JONSSON Gustav	Tatuus F4-T421	238,9
18	34 MACEDO Francisco	Tatuus F4-T421	238,9
19	62 ROBINSON Edward	Tatuus F4-T421	238,9
20	73 OLIVIERI Emanuele	Tatuus F4-T421	238,9
21	8 KOSTIC Andrija	Tatuus F4-T421	238,4
22	5 DOBRZANSKI Wiktor	Tatuus F4-T421	238,4
23	9 STACK Everett	Tatuus F4-T421	238,4
24	29 BERREBY Nathanael	Tatuus F4-T421	238,4
25	77 YEH Enzo	Tatuus F4-T421	238,4
26	88 HODENIUS Lin	Tatuus F4-T421	237,9
27	54 HOLGUIN Gabriel	Tatuus F4-T421	237,9
28	33 STOLCERMANIS Tomass	Tatuus F4-T421	237,4
29	12 PRADEL Gianmarco	Tatuus F4-T421	237,4
30	31 BOHRA Akshay	Tatuus F4-T421	237,4
31	80 POWELL Alex	Tatuus F4-T421	236,8
32	49 PETROVIC Andrej	Tatuus F4-T421	235,8
33	51 NAKAMURA-BERTA Kean	Tatuus F4-T421	234,8
34	24 ZHANG Shimo	Tatuus F4-T421	233,8
35	50 GOWDA Dion	Tatuus F4-T421	233,8
36	45 BEETON Jack	Tatuus F4-T421	232,3
37	6 YAMAKOSHI Hiyyu	Tatuus F4-T421	230,8

SEG. 1				SEG. 2				SEG. 3				SEG. 4			
1	49 PETROVIC Andrej	22.603	1	6 YAMAKOSHI Hiyyu	33.964	1	80 POWELL Alex	29.952	1	23 FRANCO Reno	18.838				
2	14 AL DHAHERI Rashid	22.613	2	31 BOHRA Akshay	33.987	2	6 YAMAKOSHI Hiyyu	29.980	2	80 POWELL Alex	18.847				
3	77 YEH Enzo	22.614	3	7 SAMMALISTO Luka	34.002	3	45 BEETON Jack	29.989	3	71 REHM Maxim	18.852				
4	27 SLATER Freddie	22.619	4	36 JONSSON Gustav	34.021	4	27 SLATER Freddie	29.990	4	6 YAMAKOSHI Hiyyu	18.879				
5	31 BOHRA Akshay	22.621	5	80 POWELL Alex	34.074	5	31 BOHRA Akshay	30.007	5	11 VIISOREANU Luca	18.882				
6	8 KOSTIC Andrija	22.630	6	45 BEETON Jack	34.087	6	3 POPOV Maksimilian	30.015	6	7 SAMMALISTO Luka	18.892				
7	23 FRANCO Reno	22.632	7	27 SLATER Freddie	34.098	7	51 NAKAMURA-BERTA Ke	30.019	7	33 STOLCERMANIS Tomass	18.895				
8	55 RODELLA Alvisse	22.646	8	14 AL DHAHERI Rashid	34.106	8	14 AL DHAHERI Rashid	30.022	8	31 BOHRA Akshay	18.899				
9	3 POPOV Maksimilian	22.647	9	71 REHM Maxim	34.122	9	55 RODELLA Alvisse	30.038	9	50 GOWDA Dion	18.899				
10	73 OLIVIERI Emanuele	22.650	10	16 LARINI Davide	34.147	10	16 LARINI Davide	30.041	10	16 LARINI Davide	18.901				
11	19 ANURAG Kabir	22.656	11	50 GOWDA Dion	34.157	11	36 JONSSON Gustav	30.047	11	27 SLATER Freddie	18.902				
12	71 REHM Maxim	22.657	12	23 FRANCO Reno	34.174	12	23 FRANCO Reno	30.049	12	14 AL DHAHERI Rashid	18.910				
13	16 LARINI Davide	22.670	13	73 OLIVIERI Emanuele	34.188	13	50 GOWDA Dion	30.054	13	19 ANURAG Kabir	18.913				
14	6 YAMAKOSHI Hiyyu	22.671	14	21 ISCHER Ethan	34.198	14	33 STOLCERMANIS Tomass	30.055	14	73 OLIVIERI Emanuele	18.928				
15	7 SAMMALISTO Luka	22.672	15	33 STOLCERMANIS Tomass	34.214	15	88 HODENIUS Lin	30.072	15	88 HODENIUS Lin	18.934				
16	33 STOLCERMANIS Tomass	22.674	16	51 NAKAMURA-BERTA Ke	34.215	16	71 REHM Maxim	30.083	16	21 ISCHER Ethan	18.940				
17	51 NAKAMURA-BERTA Ke	22.680	17	11 VIISOREANU Luca	34.224	17	21 ISCHER Ethan	30.130	17	51 NAKAMURA-BERTA Ke	18.945				
18	88 HODENIUS Lin	22.680	18	88 HODENIUS Lin	34.249	18	73 OLIVIERI Emanuele	30.147	18	77 YEH Enzo	18.945				
19	80 POWELL Alex	22.687	19	3 POPOV Maksimilian	34.255	19	49 PETROVIC Andrej	30.185	19	8 KOSTIC Andrija	18.955				
20	70 MRAD Kamal	22.694	20	22 FREY Enea	34.266	20	8 KOSTIC Andrija	30.213	20	36 JONSSON Gustav	18.962				
21	22 FREY Enea	22.703	21	70 MRAD Kamal	34.304	21	22 FREY Enea	30.214	21	55 RODELLA Alvisse	18.970				
22	9 STACK Everett	22.705	22	52 SAVINKOV Oleksandr	34.358	22	7 SAMMALISTO Luka	30.219	22	45 BEETON Jack	18.976				
23	20 RYBA Matus	22.712	23	19 ANURAG Kabir	34.383	23	12 PRADEL Gianmarco	30.236	23	3 POPOV Maksimilian	18.981				
24	11 VIISOREANU Luca	22.732	24	49 PETROVIC Andrej	34.383	24	19 ANURAG Kabir	30.256	24	20 RYBA Matus	18.987				
25	50 GOWDA Dion	22.738	25	55 RODELLA Alvisse	34.385	25	18 KOLLER Jan	30.295	25	49 PETROVIC Andrej	18.992				
26	21 ISCHER Ethan	22.742	26	62 ROBINSON Edward	34.396	26	70 MRAD Kamal	30.298	26	22 FREY Enea	19.003				
27	45 BEETON Jack	22.744	27	77 YEH Enzo	34.425	27	52 SAVINKOV Oleksandr	30.302	27	24 ZHANG Shimo	19.037				
28	36 JONSSON Gustav	22.747	28	24 ZHANG Shimo	34.441	28	62 ROBINSON Edward	30.305	28	70 MRAD Kamal	19.040				
29	18 KOLLER Jan	22.750	29	12 PRADEL Gianmarco	34.501	29	11 VIISOREANU Luca	30.309	29	5 DOBRZANSKI Wiktor	19.041				
30	12 PRADEL Gianmarco	22.805	30	20 RYBA Matus	34.531	30	34 MACEDO Francisco	30.314	30	18 KOLLER Jan	19.046				
31	52 SAVINKOV Oleksandr	22.809	31	8 KOSTIC Andrija	34.570	31	9 STACK Everett	30.316	31	9 STACK Everett	19.056				
32	24 ZHANG Shimo	22.822	32	18 KOLLER Jan	34.597	32	20 RYBA Matus	30.349	32	52 SAVINKOV Oleksandr	19.059				
33	62 ROBINSON Edward	22.830	33	34 MACEDO Francisco	34.618	33	77 YEH Enzo	30.356	33	34 MACEDO Francisco	19.066				
34	34 MACEDO Francisco	22.918	34	9 STACK Everett	34.657	34	24 ZHANG Shimo	30.362	34	62 ROBINSON Edward	19.076				
35	5 DOBRZANSKI Wiktor	22.927	35	5 DOBRZANSKI Wiktor	34.676	35	5 DOBRZANSKI Wiktor	30.610	35	29 BERREBY Nathanael	19.162				
36	29 BERREBY Nathanael	23.028	36	29 BERREBY Nathanael	34.821	36	54 HOLGUIN Gabriel	30.637	36	12 PRADEL Gianmarco	19.166				
37	54 HOLGUIN Gabriel	23.158	37	54 HOLGUIN Gabriel	34.949	37	29 BERREBY Nathanael	30.757	37	54 HOLGUIN Gabriel	19.272				





6.5



Imola Circuit 4.909 m

ACI Racing Weekend Imola, 1-2 Giugno 2024
Italian F4 Championship - Chronological Analysis Race 2

Start at 9:04'18.798

1 / 6

Table with 8 columns (Lap, Seg.1, Seg.2, Seg.3, Seg.4, Lap Time, km/h, Local Time) for driver 3 M. POPOV (1'46.297)

Table with 8 columns (Lap, Seg.1, Seg.2, Seg.3, Seg.4, Lap Time, km/h, Local Time) for driver 8 A. KOSTIC (1'46.574)

Table with 8 columns (Lap, Seg.1, Seg.2, Seg.3, Seg.4, Lap Time, km/h, Local Time) for driver 5 W. DOBRZANSKI (1'47.539)

Table with 8 columns (Lap, Seg.1, Seg.2, Seg.3, Seg.4, Lap Time, km/h, Local Time) for driver 9 E. STACK (1'46.856)

Table with 8 columns (Lap, Seg.1, Seg.2, Seg.3, Seg.4, Lap Time, km/h, Local Time) for driver 6 H. YAMAKOSHI (1'45.714)

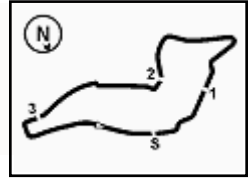
Table with 8 columns (Lap, Seg.1, Seg.2, Seg.3, Seg.4, Lap Time, km/h, Local Time) for driver 11 L. VIISOREANU (1'46.757)

Table with 8 columns (Lap, Seg.1, Seg.2, Seg.3, Seg.4, Lap Time, km/h, Local Time) for driver 7 L. SAMMALISTO (1'45.841)

02/06/2024 P = Pits In/Out - C = Lap Time Cancelled

Powered by FICr PERUGIA TIMING





ACI Racing Weekend Imola, 1-2 Giugno 2024

Italian F4 Championship - Chronological Analysis Race 2

Imola Circuit 4.909 m

Start at 9:04'18.798

2 / 6

Lap	Seg.1	Seg.2	Seg.3	Seg.4	Lap Time	km/h	Local Time	Lap	Seg.1	Seg.2	Seg.3	Seg.4	Lap Time	km/h	Local Time
6	22.890	34.857	30.612	19.147	1'47.506	236,3	9:15'22.519	2	23.236	35.173	30.846	19.909	1'49.164	237,9	9:08'09.742
7	23.365	34.707	30.309	19.087	1'47.468	233,8	9:17'09.987	3	23.305	35.213	30.871	19.157	1'48.546	234,3	9:09'58.288
8	23.018	34.224	30.718	19.013	1'46.973	230,3	9:18'56.960	4	23.051	35.239	31.077	19.172	1'48.539	240,0	9:11'46.827
9	22.837	34.439	30.348	19.133	1'46.757	232,3	9:20'43.717	5	22.941	34.628	30.562	19.111	1'47.242	231,8	9:13'34.069
10	22.732	34.748	30.378	19.216	1'47.074	234,3	9:22'30.791	6	23.055	34.776	30.295	19.046	1'47.172	238,4	9:15'21.241
11	22.820	34.697	30.614	19.131	1'47.262	235,3	9:24'18.053	7	22.790	34.713	30.481	19.122	1'47.106	236,8	9:17'08.347
12	23.016	35.944	30.545	19.174	1'48.679	236,8	9:26'06.732	8	22.750	35.506	30.500	19.132	1'47.888	234,8	9:18'56.235
13	23.000	34.878	30.446	19.039	1'47.363	230,3	9:27'54.095	9	22.823	34.597	30.511	19.119	1'47.050	232,8	9:20'43.285
14	26.552	39.158	32.860	21.687	2'00.257	232,3	9:29'54.352	10	22.830	34.714	30.417	19.092	1'47.053	235,3	9:22'30.338
15	54.417	1'06.533	51.930	32.370	3'25.250	120,8	9:33'19.602	11	22.788	34.845	30.390	19.324	1'47.347	238,4	9:24'17.685
16	35.688	47.336	57.583	19.705	2'40.312	112,9	9:35'59.914	12	23.303	34.947	30.319	19.162	1'47.731	240,5	9:26'05.416
17	23.862	34.886	31.800	19.769	1'50.317	235,3	9:37'50.231	13	23.047	34.752	30.537	19.164	1'47.500	234,3	9:27'52.916
Race Time 33'31.433								14					233,3		

Race Time 23'34.118

12 G. PRADEL (1'47.786)							
Lap	Seg.1	Seg.2	Seg.3	Seg.4	Lap Time	km/h	Local Time
1		35.227	30.610	19.309	1'51.730	175,0	9:06'10.528
2	22.952	35.199	30.601	19.166	1'47.918	237,4	9:07'58.446
3	22.805	34.501	30.236	20.244	1'47.786	233,3	9:09'46.232
4	34.531	53.871	46.795			169,0	
Race Time 5'27.434							

19 K. ANURAG (1'46.554)							
Lap	Seg.1	Seg.2	Seg.3	Seg.4	Lap Time	km/h	Local Time
1		37.578	33.392	19.771	2'02.635	194,9	9:06'21.433
2	23.323	35.073	30.682	19.296	1'48.374	234,8	9:08'09.807
3	23.100	34.964	30.706	19.262	1'48.032	235,3	9:09'57.839
4	23.150	34.945	30.939	19.163	1'48.197	241,6	9:11'46.036
5	22.748	34.803	30.483	19.198	1'47.232	237,4	9:13'33.268
6	23.069	34.881	30.551	19.085	1'47.586	232,8	9:15'20.854
7	22.744	34.439	30.528	19.117	1'46.828	237,4	9:17'07.682
8	22.865	35.533	32.790	19.053	1'50.241	235,8	9:18'57.923
9	22.852	34.383	30.388	18.931	1'46.554	232,3	9:20'44.477
10	22.717	34.411	30.573	18.960	1'46.661	233,8	9:22'31.138
11	22.765	34.996	30.306	19.276	1'47.343	237,9	9:24'18.481
12	22.730	35.538	30.256	18.913	1'47.437	235,8	9:26'05.918
13	22.656	35.043	30.403	19.090	1'47.192	235,8	9:27'53.110
14	27.522	38.104	32.660	22.095	2'00.381	227,8	9:29'53.491
15	54.046	1'06.495	51.705	32.654	3'24.900	116,5	9:33'18.391
16	35.963	47.457	58.028	19.782	2'41.230	96,3	9:35'59.621
17	23.081	35.128	32.411	19.758	1'50.378	235,3	9:37'49.999
Race Time 33'31.201							

14 R. AL DHAHERI (1'45.772)							
Lap	Seg.1	Seg.2	Seg.3	Seg.4	Lap Time	km/h	Local Time
1		35.437	30.907	19.560	1'54.397	181,8	9:06'13.195
2	22.851	34.630	30.586	19.521	1'47.588	234,8	9:08'00.783
3	23.003	35.139	30.560	19.072	1'47.774	238,4	9:09'48.557
4	22.854	35.217	30.172	19.102	1'47.345	238,9	9:11'35.902
5	23.085	34.597	30.306	19.003	1'46.991	239,5	9:13'22.893
6	22.746	34.977	30.140	18.928	1'46.791	238,9	9:15'09.684
7	22.699	34.260	30.061	18.974	1'45.994	234,3	9:16'55.678
8	22.635	34.164	30.127	18.959	1'45.885	232,8	9:18'41.563
9	22.613	34.158	30.091	18.910	1'45.772	237,4	9:20'27.335
10	22.813	34.291	30.094	18.928	1'46.126	232,8	9:22'13.461
11	22.793	34.793	30.022	18.991	1'46.599	237,4	9:24'00.060
12	22.881	34.106	30.150	18.935	1'46.072	233,3	9:25'46.132
13	22.811	34.148	30.099	18.943	1'46.001	228,8	9:27'32.133
14	22.734	34.142	33.216	24.882	1'54.974	231,3	9:29'27.107
15	1'02.797	1'10.590	52.243	29.505	3'35.135	107,5	9:33'02.242
16	37.437	48.056	1'03.560	21.020	2'50.073	125,7	9:35'52.315
17	23.433	35.141	30.516	19.244	1'48.334	237,9	9:37'40.649
Race Time 33'21.851							

20 M. RYBA (1'46.943)							
Lap	Seg.1	Seg.2	Seg.3	Seg.4	Lap Time	km/h	Local Time
1		37.463	33.101	20.013	2'02.099	198,5	9:06'20.897
2	23.170	35.283	30.558	19.488	1'48.499	240,5	9:08'09.396
3	23.066	35.026	30.643	19.403	1'48.138	240,5	9:09'57.534
4	23.329	34.679	30.733	18.987	1'47.728	234,8	9:11'45.262
5	22.727	34.792	31.524	19.020	1'48.063	239,5	9:13'33.325
6	22.861	34.648	30.349	19.085	1'46.943	231,8	9:15'20.268
7	22.832	34.619	30.429	19.109	1'46.989	239,5	9:17'07.257
8	23.285	34.986	30.477	19.209	1'47.957	238,4	9:18'55.214
9	22.889	34.531	30.564	19.012	1'46.996	235,8	9:20'42.210
10	22.806	34.881	30.637	19.247	1'47.571	233,8	9:22'29.781
11	22.740	36.451	31.036	19.086	1'49.313	238,4	9:24'19.094
12	22.712	35.491	30.654	19.291	1'48.148	237,9	9:26'07.242
13	22.961	34.837	30.849	19.233	1'47.880	234,8	9:27'55.122
14	25.634	39.556	33.081	21.386	1'59.657	234,3	9:29'54.779
15	55.484	1'05.730	51.879	32.187	3'25.280	108,0	9:33'20.059
16	35.704	47.495	57.201	19.694	2'40.094	119,3	9:36'00.153
17	24.657	35.206	30.779	19.910	1'50.552	240,0	9:37'50.705
Race Time 33'31.907							

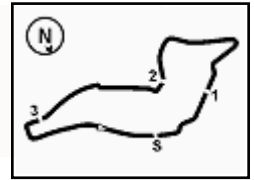
16 D. LARINI (1'46.066)							
Lap	Seg.1	Seg.2	Seg.3	Seg.4	Lap Time	km/h	Local Time
1		36.448	30.837	19.356	1'55.402	188,5	9:06'14.200
2	23.167	34.882	30.340	19.209	1'47.598	241,1	9:08'01.798
3	23.555	36.161	31.189	19.342	1'50.247	240,0	9:09'52.045
4	22.680	34.517	30.435	19.464	1'47.096	237,9	9:11'39.141
5	23.297	34.660	30.147	19.032	1'47.136	237,4	9:13'26.277
6	22.836	34.466	30.696	19.000	1'46.998	233,8	9:15'13.275
7	23.047	34.356	30.041	19.062	1'46.506	237,4	9:16'59.781
8	22.670	35.612	30.637	19.005	1'47.924	239,5	9:18'47.705
9	22.812	34.244	30.985	19.155	1'47.196	232,3	9:20'34.901
10	22.959	34.342	30.103	18.901	1'46.305	229,3	9:22'21.206
11	22.730	34.147	30.139	19.050	1'46.066	233,3	9:24'07.272
12	22.974	34.275	30.157	18.977	1'46.383	233,8	9:25'53.655
13	22.903	34.346	30.213	19.402	1'46.864	231,3	9:27'40.519
14	23.219	34.389	32.238	20.794	1'50.640	234,3	9:29'31.159
15	1'02.246	1'10.935	51.981	29.950	3'35.112	118,3	9:33'06.271
16	37.304	47.446	1'03.717	20.319	2'48.786	91,9	9:35'55.057
17	23.006	34.644	30.410	19.068	1'47.128	235,3	9:37'42.185
Race Time 33'23.387							

21 E. ISCHER (1'46.291)							
Lap	Seg.1	Seg.2	Seg.3	Seg.4	Lap Time	km/h	Local Time
1		36.960	31.624	19.610	1'57.356	186,9	9:06'16.154
2	22.888	34.767	30.521	19.157	1'47.333	233,3	9:08'03.487
3	22.742	35.878	31.087	19.140	1'48.847	236,8	9:09'52.334
4	22.859	34.675	30.193	19.233	1'46.960	240,0	9:11'39.294
5	23.222	35.158	30.158	18.966	1'47.504	237,9	9:13'26.798
6	22.916	34.452	30.482	19.018	1'46.868	234,3	9:15'13.666
7	22.873	34.492	30.130	19.026	1'46.521	238,4	9:17'00.187

18 J. KOLLER (1'47.050)							
Lap	Seg.1	Seg.2	Seg.3	Seg.4	Lap Time	km/h	Local Time
1		37.278	33.271	19.772	2'01.780	206,1	9:06'20.578

02/06/2024 P = Pits In/Out - C = Lap Time Cancelled





ACI Racing Weekend Imola, 1-2 Giugno 2024

Italian F4 Championship - Chronological Analysis Race 2

Start at 9:04'18.798

3 / 6

Lap	Seg.1	Seg.2	Seg.3	Seg.4	Lap Time	km/h	Local Time	Lap	Seg.1	Seg.2	Seg.3	Seg.4	Lap Time	km/h	Local Time
8	22.805	35.369	31.211	19.095	1'48.480	236,8	9:18'48.667	11	23.654	34.877	30.553	19.559	1'48.643	233,3	9:24'13.654
9	22.805	34.280	30.423	19.227	1'46.735	233,8	9:20'35.402	12	24.218	35.540	30.555	19.195	1'49.508	231,3	9:26'03.162
10	22.885	35.290	30.267	19.054	1'47.496	237,9	9:22'22.898	13	23.508	34.756	30.467	19.125	1'47.856	231,3	9:27'51.018
11	22.820	34.251	30.439	19.021	1'46.531	232,8	9:24'09.429	14						232,3	
12	22.871	34.198	30.252	18.970	1'46.291	231,8	9:25'55.720								Race Time 23'32.220
13	22.772	34.460	30.356	18.940	1'46.528	229,3	9:27'42.248	27 F. SLATER (1'45.737)							
14	22.745	34.594	32.192	20.268	1'49.799	234,3	9:29'32.047	Lap	Seg.1	Seg.2	Seg.3	Seg.4	Lap Time	km/h	Local Time
15	1'02.802	1'10.558	51.901	30.123	3'35.384	127,4	9:33'07.431	1		35.160	30.385	19.442	1'51.034	174,5	9:06'09.832
16	37.143	47.489	1'03.527	20.092	2'48.251	87,2	9:35'55.682	2	23.136	35.218	30.380	19.091	1'47.825	235,8	9:07'57.657
17	22.987	34.836	30.509	19.164	1'47.496	233,3	9:37'43.178	3	22.799	34.580	30.083	19.012	1'46.474	236,8	9:09'44.131
							Race Time 33'24.380	4	22.738	34.098	29.999	18.902	1'45.737	234,3	9:11'29.868

22 E. FREY (1'46.539)

Lap	Seg.1	Seg.2	Seg.3	Seg.4	Lap Time	km/h	Local Time
1		36.859	32.824	19.818	1'59.977	198,9	9:06'18.775
2	23.050	34.505	30.691	19.125	1'47.371	233,3	9:08'06.146
3	22.819	34.676	31.147	19.650	1'48.292	240,0	9:09'54.438
4	23.884	34.904	30.317	19.038	1'48.143	236,3	9:11'42.581
5	22.727	34.266	30.298	19.248	1'46.539	233,8	9:13'29.120
6	22.791	34.403	30.288	19.060	1'46.542	233,8	9:15'15.662
7	22.794	34.305	30.511	19.003	1'46.613	232,8	9:17'02.275
8	22.703	34.571	31.354	19.029	1'47.657	233,8	9:18'49.932
9	23.645	35.101	30.474	19.046	1'48.266	234,8	9:20'38.198
10	22.915	34.596	30.398	19.112	1'47.021	235,8	9:22'25.219
11	23.144	34.572	30.214	19.066	1'46.996	233,3	9:24'12.215
12	22.862	34.442	30.315	19.113	1'46.732	231,8	9:25'58.947
13	22.874	34.408	30.364	19.050	1'46.696	230,8	9:27'45.643
14	25.832	35.906	33.169	19.736	1'54.643	231,8	9:29'40.286
15	58.511	1'10.850	51.598	30.145	3'31.104	107,6	9:33'11.390
16	37.676	46.507	1'01.695	19.801	2'45.679	106,0	9:35'57.069
17	23.342	35.362	30.725	20.569	1'49.998	241,1	9:37'47.067
							Race Time 33'28.269

29 N. BERREBY (1'48.278)

Lap	Seg.1	Seg.2	Seg.3	Seg.4	Lap Time	km/h	Local Time	
1			37.327	33.544	19.865	2'03.037	190,8	9:06'21.835
2	24.430	36.260	31.524	19.854	1'52.068	236,8	9:08'13.903	
3	24.168	34.821	30.918	19.625	1'49.532	238,4	9:10'03.435	
4	23.224	35.873	31.211	19.966	1'50.274	231,3	9:11'53.709	
5	23.957	35.494	31.486	19.418	1'50.355	231,8	9:13'44.064	
6	23.340	35.049	31.066	19.184	1'48.639	230,3	9:15'32.703	
7	23.320	35.060	30.757	19.278	1'48.415	235,3	9:17'21.118	
8	23.081	36.024	31.111	20.340	1'50.556	232,8	9:19'11.674	
9	23.409	34.880	30.913	19.162	1'48.364	228,3	9:21'00.038	
10	23.483	35.509	31.082	19.352	1'49.426	231,8	9:22'49.464	
11	23.028	35.161	30.983	19.332	1'48.504	225,0	9:24'37.968	
12	23.054	34.930	30.967	19.327	1'48.278	228,3	9:26'26.246	
13	23.228	35.472	30.937	19.435	1'49.072	225,9	9:28'15.318	
14	25.431	35.436	31.115	19.481	1'51.463	227,8	9:30'06.781	
15	46.421	1'05.000	51.410	33.161	3'15.992	188,8	9:33'22.773	
16	35.833	48.281	55.027	19.685	2'38.826	120,5	9:36'01.599	
17	23.757	36.659	31.242	19.342	1'51.000	234,8	9:37'52.599	
							Race Time 33'33.801	

31 A. BOHRA (1'45.677)

Lap	Seg.1	Seg.2	Seg.3	Seg.4	Lap Time	km/h	Local Time	
1			35.087	30.524	19.410	1'50.841	174,8	9:06'09.639
2	23.260	35.087	30.391	19.011	1'47.749	229,3	9:07'57.388	
3	22.901	34.134	30.142	18.959	1'46.136	231,8	9:09'43.524	
4	22.753	33.987	30.090	18.916	1'45.746	231,3	9:11'29.270	
5	22.621	34.060	30.097	18.899	1'45.677	232,8	9:13'14.947	
6	22.767	34.216	30.007	18.991	1'45.981	234,8	9:15'00.928	
7	22.665	34.217	30.183	18.927	1'45.992	235,8	9:16'46.920	
8	22.720	34.234	30.073	18.957	1'45.984	235,8	9:18'32.904	
9	22.918	34.208	30.124	19.026	1'46.276	236,3	9:20'19.180	
10	22.825	34.341	30.047	18.931	1'46.144	236,3	9:22'05.324	
11	22.733	34.929	30.264	18.999	1'46.925	234,3	9:23'52.249	
12	23.163	34.293	30.157	18.955	1'46.568	237,4	9:25'38.817	
13	22.919	34.302	30.050	18.995	1'46.266	229,3	9:27'25.083	
14	22.894	34.250	34.410	27.503	1'59.057	230,3	9:29'24.140	
15	1'03.347	1'10.900	51.363	29.980	3'35.590	96,3	9:32'59.730	
16	37.653	48.193	1'03.517	22.067	2'51.430	139,7	9:35'51.160	

24 S. ZHANG (1'46.763)

Lap	Seg.1	Seg.2	Seg.3	Seg.4	Lap Time	km/h	Local Time
1		36.720	32.807	19.559	1'59.431	197,4	9:06'18.229
2	22.893	34.809	30.676	19.265	1'47.643	232,8	9:08'05.872
3	22.822	34.653	31.195	19.434	1'48.104	233,8	9:09'53.976
4	23.113	34.649	30.720	19.228	1'47.710	233,8	9:11'41.686
5	22.833	34.548	30.616	19.842	1'47.839	232,3	9:13'29.525
6	22.987	34.489	30.501	19.146	1'47.123	230,8	9:15'16.648
7	22.905	34.459	30.362	19.037	1'46.763	230,3	9:17'03.411
8	22.839	34.441	30.523	19.215	1'47.018	229,3	9:18'50.429
9	23.082	34.591	30.377	19.221	1'47.271	232,3	9:20'37.700
10	22.971	34.641	30.545	19.154	1'47.311	227,8	9:22'25.011

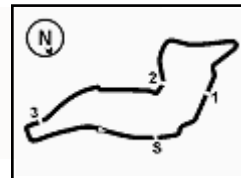
02/06/2024

P = Pits In/Out - C = Lap Time Cancelled





6.5



Imola Circuit 4.909 m

ACI Racing Weekend Imola, 1-2 Giugno 2024

Italian F4 Championship - Chronological Analysis Race 2

Start at 9:04'18.798

4 / 6

17 23.252 34.554 30.282 19.093 1'47.181 230,8 9:37'38.341
Race Time 33'19.543

33 T. STOLCERMANIS (1'46.002)							
Lap	Seg.1	Seg.2	Seg.3	Seg.4	Lap Time	km/h	Local Time
1		35.779	30.558	19.068	1'52.588	180,0	9:06'11.386
2	22.890	34.816	31.453	19.312	1'48.471	236,8	9:07'59.857
3	22.802	34.389	30.310	18.971	1'46.472	236,8	9:09'46.329
4	23.635	34.428	30.199	18.915	1'47.177	226,4	9:11'33.506
5	22.741	34.214	30.191	18.963	1'46.109	237,4	9:13'19.615
6	22.764	34.362	30.055	18.968	1'46.149	236,3	9:15'05.764
7	22.841	34.370	30.159	18.966	1'46.336	236,8	9:16'52.100
8	22.738	34.296	30.242	18.895	1'46.171	235,8	9:18'38.271
9	22.675	34.324	30.055	18.948	1'46.002	235,8	9:20'24.273
10	22.674	34.263	30.205	18.919	1'46.061	236,3	9:22'10.334
11	22.686	34.481	30.112	18.950	1'46.229	236,8	9:23'56.563
12	22.840	34.229	30.131	18.973	1'46.173	236,8	9:25'42.736
13	22.752	34.506	30.155	18.914	1'46.327	236,8	9:27'29.063
14	22.764	34.379	34.651	24.748	1'56.542	235,8	9:29'25.605
15	1'03.065	1'10.664	51.604	30.218	3'35.551	109,6	9:33'01.156
16	37.419	47.950	1'03.636	21.560	2'50.565	121,5	9:35'51.721
17	23.528	34.842	30.252	19.446	1'48.068	231,3	9:37'39.789

Race Time 33'20.991

34 F. MACEDO (1'47.084)							
Lap	Seg.1	Seg.2	Seg.3	Seg.4	Lap Time	km/h	Local Time
1		37.517	33.233	19.703	2'01.417	201,1	9:06'20.215
2	23.243	35.130	30.888	19.598	1'48.859	234,3	9:08'09.074
3	23.138	35.012	30.900	19.617	1'48.667	231,8	9:09'57.741
4	23.406	35.242	31.062	19.347	1'49.057	238,9	9:11'46.798
5	23.252	35.044	30.518	19.085	1'47.899	227,4	9:13'34.697
6	22.918	34.759	30.762	19.202	1'47.641	233,3	9:15'22.338
7	23.625	34.997	30.445	19.281	1'48.348	235,3	9:17'10.686
8	23.061	34.744	30.664	19.197	1'47.666	229,8	9:18'58.352
9	22.952	34.769	30.599	19.162	1'47.482	229,8	9:20'45.834
10	23.052	34.752	30.543	19.382	1'47.729	227,8	9:22'33.563
11	23.003	34.697	30.489	19.204	1'47.393	229,8	9:24'20.956
12	22.950	34.754	30.314	19.066	1'47.084	228,3	9:26'08.040
13	22.966	34.618	30.413	19.392	1'47.389	229,8	9:27'55.429
14	27.381	38.400	34.330	20.927	2'01.038	238,9	9:29'56.467
15	55.444	1'05.249	51.397	32.154	3'24.244	108,0	9:33'20.711
16	36.882	47.648	55.554	19.689	2'39.773	111,2	9:36'00.484
17	23.734	34.908	31.314	20.152	1'50.108	235,3	9:37'50.592

Race Time 33'31.794

36 G. JONSSON (1'46.054)							
Lap	Seg.1	Seg.2	Seg.3	Seg.4	Lap Time	km/h	Local Time
1		35.943	30.816	19.287	1'53.540	180,3	9:06'12.338
2	22.945	34.604	30.910	19.561	1'48.020	234,3	9:08'00.358
3	23.085	35.078	30.205	19.008	1'47.376	238,9	9:09'47.734
4	22.827	35.193	30.578	19.119	1'47.717	234,3	9:11'35.451
5	23.010	34.372	30.311	18.981	1'46.674	231,8	9:13'22.125
6	22.994	34.269	30.119	19.078	1'46.460	230,3	9:15'08.585
7	22.864	34.021	30.298	18.980	1'46.163	230,3	9:16'54.748
8	22.806	34.289	30.047	18.993	1'46.135	230,3	9:18'40.883
9	22.747	34.179	30.118	19.010	1'46.054	229,8	9:20'26.937
10	22.859	34.260	30.106	18.962	1'46.187	228,8	9:22'13.124
11	23.110	35.458	30.147	19.113	1'47.828	230,8	9:24'00.952
12	23.188	34.861	30.245	18.996	1'47.290	231,8	9:25'48.242
13	22.970	34.484	30.361	19.029	1'46.844	228,8	9:27'35.086
14	22.853	34.310	31.961	24.566	1'53.690	229,3	9:29'28.776
15	1'01.825	1'11.003	51.933	30.046	3'34.807	126,6	9:33'03.583
16	36.989	48.028	1'03.227	20.979	2'49.223	111,9	9:35'52.806
17	23.233	35.269	30.292	19.443	1'48.237	232,3	9:37'41.043

Race Time 33'22.245

45 J. BEETON (1'45.966)							
Lap	Seg.1	Seg.2	Seg.3	Seg.4	Lap Time	km/h	Local Time
1		34.977	30.406	19.139	1'49.922	172,5	9:06'08.720
2	22.952	34.373	30.253	19.100	1'46.678	232,3	9:07'55.398
3	22.744	34.163	30.232	19.008	1'46.147	232,3	9:09'41.545
4	22.828	34.110	30.306	19.037	1'46.281	230,3	9:11'27.826
5	22.906	34.142	30.240	19.080	1'46.368	230,3	9:13'14.194
6	22.926	34.194	30.126	19.053	1'46.299	230,3	9:15'00.493
7	22.851	34.173	30.075	18.999	1'46.098	229,3	9:16'46.591
8	22.857	34.144	29.989	18.976	1'45.966	230,3	9:18'32.557
9	22.932	34.087	30.209	19.039	1'46.267	228,8	9:20'18.824
10	22.852	34.182	30.151	19.076	1'46.261	228,8	9:22'05.085
11	22.899	34.715	30.064	19.166	1'46.844	232,3	9:23'51.929
12	23.790	34.523	30.238	19.020	1'47.571	229,3	9:25'39.500
13	22.839	1'16.056	30.781			231,3	

Race Time 21'20.702

49 A. PETROVIC (1'46.475)							
Lap	Seg.1	Seg.2	Seg.3	Seg.4	Lap Time	km/h	Local Time
1		36.859	31.959	19.326	1'58.201	196,7	9:06'16.999
2	23.043	34.880	30.568	19.308	1'47.799	233,8	9:08'04.798
3	22.722	34.936	31.481	19.394	1'48.533	232,3	9:09'53.331
4	22.914	34.512	30.302	18.992	1'46.720	230,8	9:11'40.051
5	22.741	35.126	30.343	19.043	1'47.253	233,3	9:13'27.304
6	22.603	34.740	30.325	19.069	1'46.737	233,8	9:15'14.041
7	22.762	35.139	30.185	19.107	1'47.193	234,3	9:17'01.234
8	22.753	34.665	31.083	19.223	1'47.724	230,3	9:18'48.958
9	22.862	34.501	30.416	19.070	1'46.849	234,3	9:20'35.807
10	22.724	35.510	30.255	19.026	1'47.515	230,8	9:22'23.322
11	22.727	34.572	30.290	19.125	1'46.714	232,8	9:24'10.036
12	22.776	34.453	30.419	19.001	1'46.649	231,3	9:25'56.685
13	22.823	34.383	30.246	19.023	1'46.475	229,3	9:27'43.160
14	22.852	34.758	32.813	20.382	1'50.805	230,8	9:29'33.965
15	1'01.880	1'10.702	51.609	30.265	3'34.456	137,8	9:33'08.421
16	36.915	47.348	1'03.231	20.038	2'47.532	89,0	9:35'55.953
17	23.085	35.136	30.244	19.122	1'47.587	235,8	9:37'43.540

Race Time 33'24.742

50 D. GOWDA (1'46.049)							
Lap	Seg.1	Seg.2	Seg.3	Seg.4	Lap Time	km/h	Local Time
1		35.062	30.866	19.221	1'52.244	178,2	9:06'11.042
2	22.862	35.035	31.092	19.105	1'48.094	233,3	9:07'59.136
3	22.738	34.392	30.254	19.620	1'47.004	233,3	9:09'46.140
4	23.381	34.376	30.214	18.955	1'46.926	229,3	9:11'33.066
5	22.830	34.157	30.224	19.011	1'46.222	232,3	9:13'19.288
6	22.825	34.306	30.090	18.943	1'46.164	229,3	9:15'05.452
7	22.958	34.212	30.137	18.917	1'46.224	228,3	9:16'51.676
8	22.817	34.217	30.099	18.916	1'46.049	230,8	9:18'37.725
9	22.850	34.167	30.125	18.935	1'46.077	233,3	9:20'23.802
10	22.751	34.327	30.061	18.985	1'46.124	230,3	9:22'09.926
11	22.828	34.219	30.054	19.043	1'46.144	233,8	9:23'56.070
12	22.829	34.312	30.243	18.920	1'46.304	230,3	9:25'42.374
13	22.854	34.367	30.093	18.899	1'46.213	229,8	9:27'28.587
14	22.823	34.289	32.853	26.277	1'56.242	230,3	9:29'24.829
15	1'03.268	1'10.688	51.583	29.858	3'35.397	105,8	9:33'00.226
16	37.706	48.120	1'03.584	21.969	2'51.379	125,6	9:35'51.605
17	23.365	34.801	30.328	19.135	1'47.629	228,3	9:37'39.234

Race Time 33'20.436

51 K. NAKAMURA-BERTA (1'46.008)							
Lap	Seg.1	Seg.2	Seg.3	Seg.4	Lap Time	km/h	Local Time
1		35.915	30.759	19.155	1'53.140	178,5	9:06'11.938
2	22.917	34.615	31.118	19.545	1'48.195	232,3	9:08'00.133
3	22.878	34.518	30.407	19.034	1'46.837	234,3	9:09'46.970
4	23.088	34.797	30.179	19.110	1'47.174	222,2	9:11'34.144
5	22.740	34.215	30.073	18.980	1'46.008	233,3	9:13'20.152

02/06/2024

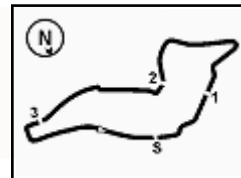
P = Pits In/Out - C = Lap Time Cancelled

Powered by FICr PERUGIA TIMING





6.5



Imola Circuit 4.909 m

ACI Racing Weekend Imola, 1-2 Giugno 2024 Italian F4 Championship - Chronological Analysis Race 2

Start at 9:04'18.798

5 / 6

6	22.765	34.273	30.126	19.047	1'46.211	234,8	9:15'06.363	9	23.200	35.483	30.038	18.970	1'47.691	241,1	9:20'38.877
7	22.707	34.389	30.232	19.032	1'46.360	234,3	9:16'52.723	10	22.685	34.385	30.543	19.188	1'46.801	235,3	9:22'25.678
8	22.729	34.256	30.043	19.029	1'46.057	234,3	9:18'38.780	11	23.241	35.163	30.440	19.604	1'48.448	236,8	9:24'14.126
9	22.705	34.297	30.019	19.018	1'46.039	234,8	9:20'24.819	12	23.429	35.243	30.562	19.066	1'48.300	236,3	9:26'02.426
10	22.693	34.331	30.130	18.969	1'46.123	233,8	9:22'10.942	13	23.042	34.527	30.216	19.022	1'46.807	231,8	9:27'49.233
11	22.680	34.378	30.137	18.945	1'46.140	233,3	9:23'57.082	14	22.827	35.704	33.674	19.756	1'51.961	232,8	9:29'41.194
12	22.740	34.380	30.100	18.988	1'46.208	234,8	9:25'43.290	15	59.816	1'09.488	51.438	30.948	3'31.690	116,8	9:33'12.884
13	22.727	34.571	30.095	18.962	1'46.355	232,8	9:27'29.645	16	36.925	47.015	1'00.879	19.735	2'44.554	87,5	9:35'57.438
14	22.780	34.268	34.724	24.609	1'56.381	234,8	9:29'26.026	17	23.065	35.516	30.817	19.916	1'49.314	235,3	9:37'46.752
15	1'03.329	1'10.470	51.736	30.224	3'35.759	111,3	9:33'01.785								
16	37.378	47.978	1'03.528	21.411	2'50.295	131,2	9:35'52.080								
17	23.408	35.187	30.274	19.127	1'47.996	228,8	9:37'40.076								

Race Time 33'27.954

62 E. ROBINSON (1'46.788)

Lap	Seg.1	Seg.2	Seg.3	Seg.4	Lap Time	km/h	Local Time
1		36.896	32.866	19.633	2'00.440	203,4	9:06'19.238
2	23.140	35.109	31.150	19.347	1'48.746	236,8	9:08'07.984
3	23.445	34.396	30.559	19.200	1'47.600	232,8	9:09'55.584
4	23.070	35.949	30.849	19.085	1'48.953	237,9	9:11'44.537
5	22.852	34.630	30.403	19.113	1'46.998	238,9	9:13'31.535
6	22.830	34.595	30.311	19.096	1'46.832	235,3	9:15'18.367
7	23.020	34.494	30.426	19.076	1'47.016	234,3	9:17'05.383
8	22.894	34.446	30.325	19.123	1'46.788	234,3	9:18'52.171
9	22.880	35.707	30.738	19.324	1'48.649	238,9	9:20'40.820
10	23.271	34.896	30.573	19.097	1'47.837	237,4	9:22'28.657
11	22.886	34.644	30.559	19.176	1'47.265	232,8	9:24'15.922
12	22.885	35.476	30.396	19.136	1'47.893	230,8	9:26'03.815
13	23.133	35.230	30.305	19.235	1'47.903	232,3	9:27'51.718
14	23.395	35.243	33.441	20.123	1'52.202	236,8	9:29'43.920
15	59.106	1'08.394	51.566	31.722	3'30.788	136,0	9:33'14.708
16	36.192	46.823	1'00.601	19.964	2'43.580	80,2	9:35'58.288
17	23.494	35.157	30.973	19.716	1'49.340	229,8	9:37'47.628

Race Time 33'28.830

70 K. MRAD (1'46.664)

Lap	Seg.1	Seg.2	Seg.3	Seg.4	Lap Time	km/h	Local Time
1		36.726	32.045	19.414	1'58.048	192,2	9:06'16.846
2	23.370	34.956	30.516	19.368	1'48.210	232,3	9:08'05.056
3	22.787	35.013	31.511	20.121	1'49.432	237,4	9:09'54.488
4	23.894	35.388	30.512	19.065	1'48.859	239,5	9:11'43.347
5	22.884	34.304	30.403	19.073	1'46.664	232,8	9:13'30.011
6	22.889	34.781	30.351	19.053	1'47.074	234,8	9:15'17.085
7	22.694	34.644	30.333	19.127	1'46.798	234,3	9:17'03.883
8	22.809	34.394	30.315	19.181	1'46.699	233,3	9:18'50.582
9	23.555	36.276	30.421	19.061	1'49.313	235,3	9:20'39.895
10	22.804	34.536	30.298	19.149	1'46.787	232,3	9:22'26.682
11	22.752	35.012	30.519	19.317	1'47.600	232,8	9:24'14.282
12	23.438	35.226	30.649	19.109	1'48.422	236,8	9:26'02.704
13	23.025	34.817	30.542	19.040	1'47.424	233,3	9:27'50.128
14	22.870	35.874	33.869	19.533	1'52.146	231,8	9:29'42.274
15	59.909	1'08.823	51.629	31.205	3'31.566	104,2	9:33'13.840
16	36.768	46.690	1'00.740	19.721	2'43.919	90,7	9:35'57.759
17	23.059	35.407	31.016	19.541	1'49.023	233,3	9:37'46.782

Race Time 33'27.984

71 M. REHM (1'45.725)

Lap	Seg.1	Seg.2	Seg.3	Seg.4	Lap Time	km/h	Local Time
1		35.794	30.980	19.445	1'54.118	182,7	9:06'12.916
2	22.834	34.642	30.626	19.432	1'47.534	236,3	9:08'00.450
3	23.051	35.247	30.442	18.948	1'47.688	237,4	9:09'48.138
4	22.696	35.352	30.277	19.155	1'47.480	237,4	9:11'35.618
5	23.166	34.443	30.279	19.001	1'46.889	231,3	9:13'22.507
6	23.055	35.362	30.367	18.941	1'47.725	239,5	9:15'10.232
7	22.800	34.326	30.170	18.963	1'46.259	236,3	9:16'56.491
8	22.751	34.341	30.107	18.982	1'46.181	233,8	9:18'42.672
9	22.665	34.122	30.086	18.852	1'45.725	235,3	9:20'28.397
10	22.716	34.218	30.083	18.864	1'45.881	232,8	9:22'14.278
11	22.657	35.058	30.234	19.046	1'46.995	234,3	9:24'01.273

52 O. SAVINKOV (1'46.755)

Lap	Seg.1	Seg.2	Seg.3	Seg.4	Lap Time	km/h	Local Time
1		36.946	33.106	19.594	2'00.873	201,1	9:06'19.671
2	23.172	34.928	31.109	19.294	1'48.503	240,0	9:08'08.174
3	23.405	34.840	30.611	19.147	1'48.003	238,9	9:09'56.177
4	22.829	36.133	30.609	19.147	1'48.718	237,4	9:11'44.895
5	22.827	34.682	30.409	19.168	1'47.086	238,9	9:13'31.981
6	22.979	34.757	30.302	19.059	1'47.097	239,5	9:15'19.078
7	22.847	34.358	30.323	19.227	1'46.755	229,3	9:17'05.833
8	22.888	34.862	30.312	19.133	1'47.195	232,3	9:18'53.028
9	22.809	35.104	30.970	19.131	1'48.014	234,8	9:20'41.042
10	23.341	34.794	30.686	19.202	1'48.023	240,0	9:22'29.065
11	22.896	34.456	30.700	19.126	1'47.178	234,8	9:24'16.243
12	22.979	35.290	30.492	19.175	1'47.936	238,4	9:26'04.179
13	22.991	35.370	30.423	19.902	1'48.686	235,3	9:27'52.865
14	24.809	35.136	33.029	20.876	1'53.850	227,4	9:29'46.715
15	59.895	1'06.575	51.507	32.914	3'30.891	144,0	9:33'17.606
16	35.514	46.435	59.853	19.836	2'41.638	104,3	9:35'59.244
17	23.144	35.199	32.616	19.578	1'50.537	235,3	9:37'49.781

Race Time 33'30.983

54 G. HOLGUIN (1'48.415)

Lap	Seg.1	Seg.2	Seg.3	Seg.4	Lap Time	km/h	Local Time
1		37.270	33.467	19.994	2'03.347	208,1	9:06'22.145
2	24.713	36.158	31.433	19.592	1'51.896	237,9	9:08'14.041
3	24.356	35.113	30.790	19.460	1'49.719	232,3	9:10'03.760
4	23.188	35.773	31.078	19.996	1'50.035	232,8	9:11'53.795
5	23.762	35.064	30.840	19.573	1'49.239	231,3	9:13'43.034
6	23.388	35.461	30.864	19.353	1'49.066	226,4	9:15'32.100
7	23.191	35.237	30.767	19.277	1'48.472	226,9	9:17'20.572
8	23.505	36.429	31.021	19.567	1'50.522	228,3	9:19'11.094
9	23.398	35.003	30.925	19.299	1'48.625	228,3	9:20'59.719
10	23.698	36.473	30.637	19.357	1'50.165	225,9	9:22'49.884
11	23.434	35.109	30.681	19.272	1'48.496	228,8	9:24'38.380
12	23.211	34.949	34.414	19.353	1'51.927	231,3	9:26'30.307
13	23.158	35.148	30.746	19.363	1'48.415	226,4	9:28'18.722
14	25.750	35.799	31.020	19.443	1'52.012	225,9	9:30'10.734
15	43.256	1'04.760	51.315	33.374	3'12.705	210,1	9:33'23.439
16	35.844	48.096	54.817	19.727	2'38.484	122,6	9:36'01.923
17	23.864	36.413	31.629	19.315	1'51.221	230,8	9:37'53.144

Race Time 33'34.346

55 A. RODELLA (1'46.712)

Lap	Seg.1	Seg.2	Seg.3	Seg.4	Lap Time	km/h	Local Time
1		36.817	32.776	19.378	1'59.061	197,4	9:06'17.859
2	22.900	34.746	30.750	19.240	1'47.636	234,8	9:08'05.495
3	22.697	34.867	33.057	19.059	1'49.680	237,9	9:09'55.175
4	23.402	35.484	30.464	19.111	1'48.461	237,9	9:11'43.636
5	22.926	34.425	30.243	19.122	1'46.716	237,9	9:13'30.352
6	22.707	34.844	30.433	19.118	1'47.102	237,9	9:15'17.454
7	22.646	34.956	30.269	19.149	1'47.020	238,4	9:17'04.474
8	22.750	34.426	30.483	19.053	1'46.712	235,8	9:18'51.186

02/06/2024

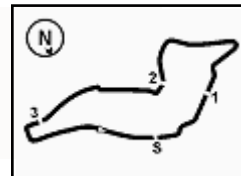
P = Pits In/Out - C = Lap Time Cancelled

Powered by FICr PERUGIA TIMING





6.5



Imola Circuit 4.909 m

ACI Racing Weekend Imola, 1-2 Giugno 2024 Italian F4 Championship - Chronological Analysis Race 2

Start at 9:04'18.798

6 / 6

12	22.892	35.530	30.931	19.439	1'48.792	236,8	9:25'50.065
13	23.567	35.626	30.838			234,8	

Race Time 21'31.267

73 E. OLIVIERI (1'46.121)

Lap	Seg.1	Seg.2	Seg.3	Seg.4	Lap Time	km/h	Local Time
1		35.527	31.128	19.358	1'54.654	186,9	9:06'13.452
2	22.898	34.679	30.489	19.413	1'47.479	237,4	9:08'00.931
3	23.115	35.084	30.586	19.136	1'47.921	237,4	9:09'48.852
4	22.813	35.247	30.400	19.151	1'47.611	238,9	9:11'36.463
5	22.833	34.654	30.602	19.031	1'47.120	236,8	9:13'23.583
6	23.313	34.557	30.253	19.030	1'47.153	234,8	9:15'10.736
7	22.650	34.410	30.416	19.010	1'46.486	234,8	9:16'57.222
8	22.757	34.239	30.162	18.996	1'46.154	234,8	9:18'43.376
9	22.695	34.335	30.179	18.928	1'46.137	233,8	9:20'29.513
10	22.760	34.188	30.169	19.004	1'46.121	233,8	9:22'15.634
11	22.833	34.210	30.147	18.998	1'46.188	232,3	9:24'01.822
12	22.943	35.251	31.575	19.092	1'48.861	234,3	9:25'50.683
13	23.305	36.409	30.587	19.490	1'49.791	232,3	9:27'40.474
14	23.389	34.878	32.537	20.498	1'51.302	229,3	9:29'31.776
15	1'02.653	1'10.672	51.728	30.143	3'35.196	116,5	9:33'06.972
16	37.310	47.476	1'03.385	20.139	2'48.310	92,5	9:35'55.282
17	22.999	34.903	30.431	19.191	1'47.524	235,8	9:37'42.806

Race Time 33'24.008

77 E. YEH (1'46.815)

Lap	Seg.1	Seg.2	Seg.3	Seg.4	Lap Time	km/h	Local Time
1		37.624	32.820	19.636	2'00.050	197,4	9:06'18.848
2	23.193	35.015	30.813	18.996	1'48.017	234,3	9:08'06.865
3	22.866	34.568	31.023	19.279	1'47.736	235,8	9:09'54.601
4	23.955	35.804	30.715	19.119	1'49.593	232,3	9:11'44.194
5	22.755	34.707	30.533	18.991	1'46.986	234,8	9:13'31.180
6	22.712	34.529	30.576	19.002	1'46.819	235,8	9:15'17.999
7	22.614	34.705	30.523	18.973	1'46.815	234,8	9:17'04.814
8	22.817	34.425	30.698	19.053	1'46.993	238,4	9:18'51.807
9	22.831	35.971	30.807	19.062	1'48.671	236,3	9:20'40.478
10	22.732	34.516	31.002	19.111	1'47.361	236,8	9:22'27.839
11	22.907	34.646	30.356	19.045	1'46.954	232,8	9:24'14.793
12	23.194	35.778	30.520	19.063	1'48.555	236,8	9:26'03.348
13	23.541	34.891	30.481	18.945	1'47.858	221,8	9:27'51.206
14	24.429	35.913	33.077	20.258	1'53.677	230,8	9:29'44.883
15	59.351	1'07.808	51.636	31.918	3'30.713	131,1	9:33'15.596
16	36.034	46.662	1'00.369	19.724	2'42.789	76,7	9:35'58.385
17	23.150	35.256	30.923	19.316	1'48.645	232,3	9:37'47.030

Race Time 33'28.232 + 25.000Pen

80 A. POWELL (1'45.732)

Lap	Seg.1	Seg.2	Seg.3	Seg.4	Lap Time	km/h	Local Time
1		35.242	30.509	19.321	1'51.422	170,1	9:06'10.220
2	22.917	35.285	30.591	19.110	1'47.903	231,8	9:07'58.123
3	22.691	34.575	30.504	20.266	1'48.036	234,8	9:09'46.159
4	23.808	37.164	31.898	55.878	2'28.748P	232,8	9:12'14.907
5	38.001	34.414	30.168	18.956	2'01.539P	165,9	9:14'16.446
6	22.789	34.101	30.161	18.847	1'45.898	227,4	9:16'02.344
7	22.702	34.089	30.063	18.903	1'45.757	227,4	9:17'48.101
8	22.687	34.150	30.101	18.909	1'45.847	227,8	9:19'33.948
9	22.754	34.111	30.078	18.864	1'45.807	227,4	9:21'19.755
10	22.778	34.114	29.952	18.888	1'45.732	227,8	9:23'05.487
11	22.788	34.074	30.006	18.912	1'45.780	226,4	9:24'51.267
12	23.009	34.132	30.051	18.909	1'46.101	225,9	9:26'37.368
13	22.727	34.302	29.984	18.921	1'45.934	226,9	9:28'23.302
14	25.346	35.692	31.142	19.466	1'51.646	228,8	9:30'14.948
15	41.727	1'03.765	50.705	32.813	3'09.010	128,3	9:33'23.958
16	35.987	47.988	54.633	19.408	2'38.016	117,9	9:36'01.974
17	23.398	36.295	30.491	18.966	1'49.150	236,8	9:37'51.124

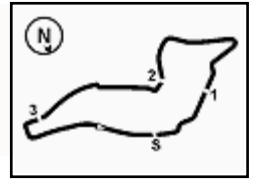
Race Time 33'32.326 + 5.000Pen

02/06/2024

P = Pits In/Out - C = Lap Time Cancelled

Powered by FICr PERUGIA TIMING



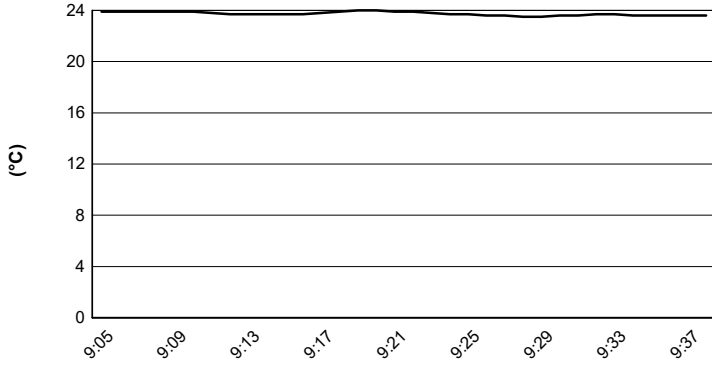


Imola Circuit 4.909 m

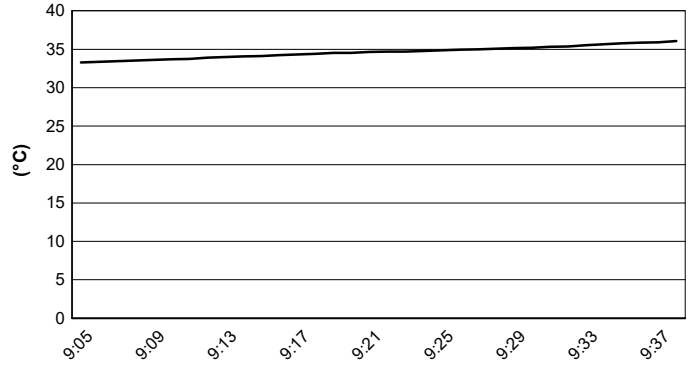
ACI Racing Weekend Imola, 1-2 Giugno 2024 Italian F4 Championship - Weather Report Race 2

Session started 09:04 - Session ended 9:38

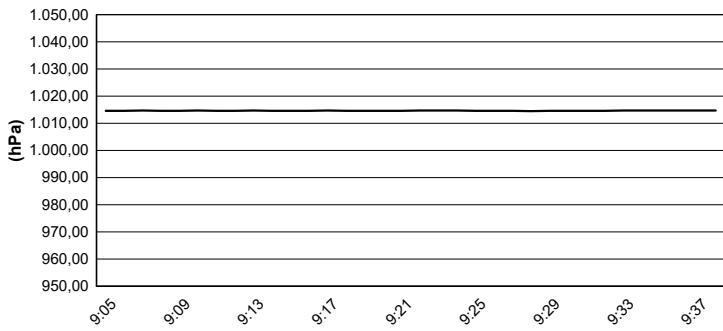
Air Temperature



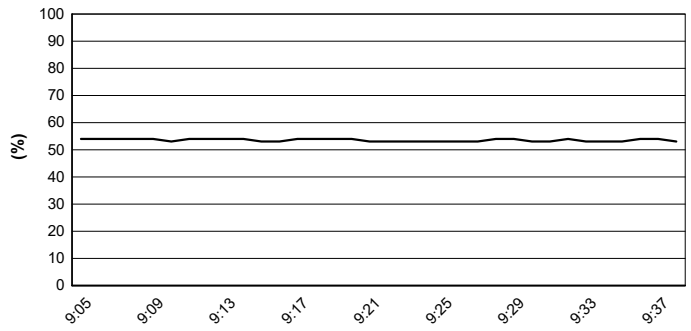
Track Temperature



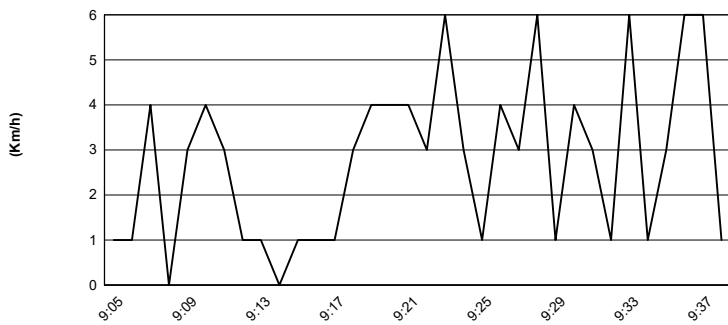
Air Pressure



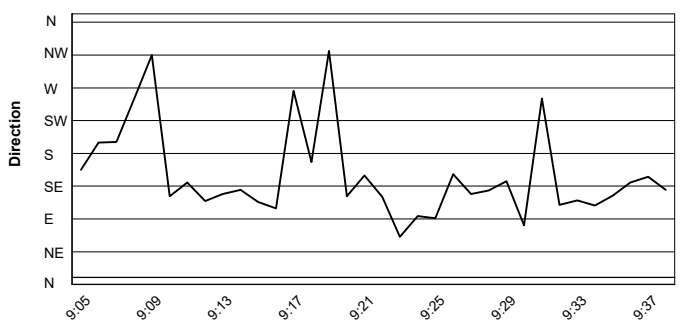
Humidity



Wind Speed

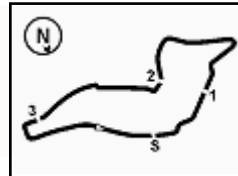


Wind Direction



02/06/2024





Imola Circuit 4.909 m

ACI Racing Weekend Imola, 1-2 Giugno 2024
Italian F4 Championship - Starting Grid - Race 2 (Duration: 30' +1 Lap)

19	ANURAG K. US Racing	Tatuus	54	HOLGUIN G. Maffi Racing	Tatuus	19
29	BERREBY N. Maffi Racing	Tatuus	20	RYBA M. Jenzer Motorsport	Tatuus 1'46.428	18
5	DOBZANSKI W. AKM Motorsport	Tatuus 1'47.383	18	KOLLER J. BVM Racing	Tatuus 1'46.917	17
34	MACEDO F. Cram Motorsport	Tatuus 1'46.626	9	STACK E. PHM AIX Racing	Tatuus 1'46.517	16
52	SAVINKOV O. AKM Motorsport	Tatuus 1'46.416	62	ROBINSON E. AS Motorsport	Tatuus 1'46.332	15
11	VIISOREANU L. Real Racing	Tatuus 1'46.263	22	FREY E. Jenzer Motorsport	Tatuus 1'46.170	14
24	ZHANG S. Jenzer Motorsport	Tatuus 1'46.139	49	PETROVIC A. PHM AIX Racing	Tatuus 1'45.955	13
77	YEH E. R-ACE GP	Tatuus 1'45.924	55	RODELLA A. Van Amersfoort Racing	Tatuus 1'45.851	12
70	MRAD K. PHM AIX Racing	Tatuus 1'45.813	21	ISCHER E. Jenzer Motorsport	Tatuus 1'45.594	11
8	KOSTIC A. Van Amersfoort Racing	Tatuus 1'45.766	88	HODENIUS L. Van Amersfoort Racing	Tatuus 1'45.744	10
3	POPOV M. PHM AIX Racing	Tatuus 1'45.726	7	SAMMALISTO L. R-ACE GP	Tatuus 1'45.668	9
23	FRANCOT R. Jenzer Motorsport	Tatuus 1'45.404	16	LARINI D. PHM AIX Racing	Tatuus 1'45.538	8
73	OLIVIERI E. AKM Motorsport	Tatuus 1'45.522	14	AL DHAHERI R. Prema Racing	Tatuus 1'45.392	7
10	FERREIRA M. US Racing	Tatuus 1'45.349	36	JONSSON G. Van Amersfoort Racing	Tatuus 1'45.330	6
71	REHM M. US Racing	Tatuus 1'45.321	33	STOLCERMANIS T. Prema Racing	Tatuus 1'45.320	5
51	NAKAMURA-BERTA K Prema Racing	Tatuus 1'45.305	50	GOWDA D. Prema Racing	Tatuus 1'45.274	4
12	PRADEL G. US Racing	Tatuus 1'45.267	27	SLATER F. Prema Racing	Tatuus 1'45.212	3
80	POWELL A. Prema Racing	Tatuus 1'45.195	31	BOHRA A. US Racing	Tatuus 1'45.184	2
45	BEETON J. US Racing	Tatuus 1'45.177	6	YAMAKOSHI H. Van Amersfoort Racing	Tatuus 1'44.831	1

The driver n. 23 (Francot R.) drops 2 places per Stewards dec. n. 25

The driver n. 20 (Ryba M.) drops 4 places per Stewards dec. n. 26

The driver n. 21 (Ischer E.) drops 4 places per Stewards dec. n. 27

